


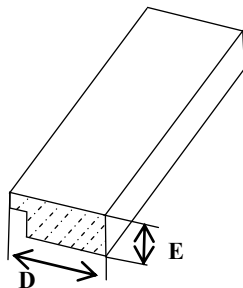
FM3642CCESF FRAMED MIRROR



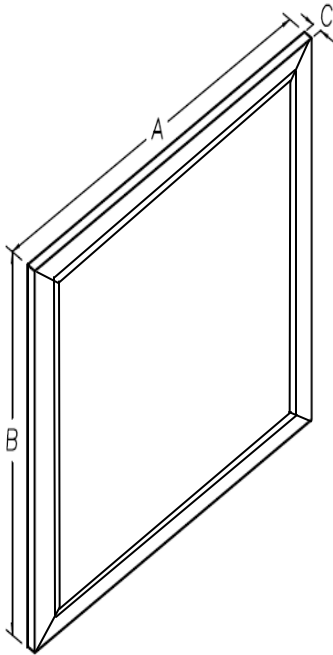
FEATURES/TYPICAL SPECIFICATIONS

- Surface Mount Installation
- 5/32" thick float glass mirror with clean cut edge, 4 sides
- 1.723" X 0.773" Flat Espresso Molding
- Anti-theft security mounting hardware that includes 4 hangers to allow for versatility of hanging direction
- Finished edge 40# Kraft paper backing
- Overall Frame Size: 36.023" X 42.023" X 0.773"
- Pallet quantity = 20 units (1st layer: 11, 2nd layer: 9)

Finishes:
 Housing: N/A
 Mirror: Clean Cut
 Frame: ESPRESSO



		Dimensions In Inches	
Model #	Description	D	E
B7079505	MOLDING 1.75" FLAT ESPRESSO	1.723	0.773



		Dimensions In Inches		
Model #	Description	A	B	C
FM3642CCESF	FRAMED MIRROR 36X42 ESPRESSO FLAT	36.023	42.023	0.773

REFERENCE	QTY.	REMARKS	Project
			Location
			Architect
			Engineer
			Contractor
			Submitted by Date

* All models and material specifications are subject to change or withdrawal without notice.

SFM3642CCESF_A00