

# SQMK72-3636 36" x 36" x 72" Square Tile Bath Wall Kit


**Model number:**

**SQMK723636**

**Dimensions:** 36" x 36" x 72"

**Installation:** Glue up

**Material:** Swanstone



## Standard Features:

- Gracious 12-in square pattern.
- Chamfered edges suggest the high-end look of travertine.
- No grout to maintain; will not mold or mildew.
- Durable and easy to clean; virtually maintenance-free.
- Easier to install than tile; ideal for remodeling as panels glue up over existing surfaces.
- Kit includes two side panels, one back panel and two corner soap dishes.

## Product characteristics:

- Traditional Design
- Mixed Finishes
- Easy to Clean


## Warranty:

Lifetime limited


## Standard colors:



White (010)



Bisque (018)



Bone (037)

## Certifications

Swan products adhere to one or more of the following certifications:



## Recommended products (Visit our website for a complete list of our recommended products)

No	Description
SW000116	SS-3232 32" x 32" Single Threshold Shower Pan
SW000123	SS-3636 36" x 36" Single Threshold Shower Pan
SW000133	R-3232 32" x 32" Veritek Single Threshold Shower Pan

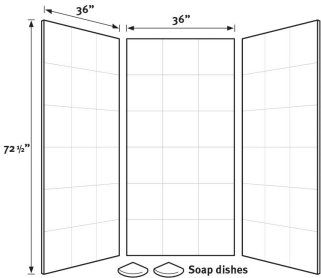
## Options (Visit our website for a complete list of our options)

No	Description
<input type="checkbox"/> SW20000002	SS-7211 Corner Soap Dish
<input type="checkbox"/> SW20000035	CS-1616 Corner Shower Seat
<input type="checkbox"/> SW20000036	BF-2300L/R
<input type="checkbox"/> SW20000037	BF-2300L/R
<input type="checkbox"/> SW20000038	BF-2448 24" x 48" Barrier-Free Grab Bar

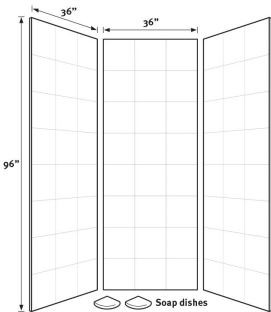
# SQMK72-3636 36" x 36" x 72" Square Tile Bath Wall Kit

Model number:	SQMK723636
---------------	------------

**Dimensions:** 36" x 36" x 72"      **Installation:** Glue up      **Material:** Swanstone



Designed to fit base areas  
36" deep or smaller x 36" wide x 72" high or smaller  
(914 mm x 914 mm x 1829 mm)



Designed to fit base areas  
36" deep or smaller x 36" wide x 96" high or smaller  
(914 mm x 914 mm x 2438 mm)

<b>Dimensions:</b>
36 x 36 x 72 in.
<b>Weight:</b>
192 lbs

Project:	
Contractor:	
Representative:	
Date:	
Tel:	
Notes:	